

Adding the Online Form Introduction Intro_v1

Many organizations like to have some information before the Online form. This is called "Online Form Introduction" and is separate from adding questions.


You can edit the Online Form Introduction before or after adding questions. For help adding questions see the section **Adding online form questions** in this guide.





Where do I find it?


To add or edit your Online Form Introduction, go to **Features > Online Forms** and select the form to which you want to add questions by clicking the **Name of the form**.


Online Forms


 Add an Online Form

 Questions



 Select Groups

























 Steps

 Submitted Forms

 Settings

Current View: Default

Actions... ▾ Views: Default ▾  

<input type="checkbox"/> All	<u>Name</u> ▲
<input type="checkbox"/>   	Adoption Application
<input type="checkbox"/>   	Cat Adoption Application
<input type="checkbox"/>   	Foster
<input type="checkbox"/>   	Foster a dog
<input type="checkbox"/>   	Request for help trapping
<input type="checkbox"/>   	Request to borrow cages
<input type="checkbox"/>   	Request to volunteer
<input type="checkbox"/>   	Sponsor an animal