


About roles, security, and permissions

RescueGroups.org's security features allow you to grant restricted access to the features of your service to other members of your organization.


When your account was created, one person was given full administrative (Site Admin) permissions. That person can then grant permission to other volunteers.

For example, one of your volunteers may need to add new animals but does not need to add animal Journal entries or add new News items. You can give that user only the permissions he or she needs to do their job.

A *role* is a task a volunteer performs; *permissions* give them the capability to do the task and are connected to the role. Roles are assigned to a volunteer's **User Login Account**.

 **IMPORTANT**

Depending on the service you are using, you may be able to make use of all or only some of the roles and permissions outlined in this chapter. If you are having trouble with any of this information, [please fill out a support ticket](#) so that we can help you.

 **Where do I find it?**

You can assign roles to the [User Login Accounts](#) of your volunteers by going to **Contacts > User Login Accounts**.

Contacts	Website	Features
Contact List		Adoptions
Add a Contact		Donations
Groups		Journals Entries
Volunteers		Meet Requests
Submitted Forms		Reminders
User Login Accounts		Sponsorships
Settings		Volunteer Hours
Search		Volunteer Journals
		Waiting Lists

On this page:


- [Available Organization Security Roles](#)

Related pages:

- [Assigning roles and permissions](#)
- [Removing or changing roles and permissions](#)

Available Organization Security Roles


The following security roles are available to assign to User Login Accounts. Find the description of the activities you want your volunteer to perform, and then assign the corresponding role.

 All of your organization's helpers with the role of Volunteer, that is, anyone with a RescueGroups.org login who is assigned at least one volunteer-level role, is able to access some of your basic information about Contacts and Animals. See the Volunteer role information in the table below.

Role Name	Activities the volunteer can perform
-----------	--------------------------------------

Volunteer (** Recommended for all volunteers)	<p>Can <u>view</u> all of the following:</p> <ul style="list-style-type: none"> • All animal information listed on the animal's record, including that for deceased or adopted animals • Animal locations marked as private • (Website Service only) All animal files, including those marked as private, only when logged into your organization's website. Please note, without the website service, or to access animal files when not logged into the organization's website, a volunteer must also have the role of Animal Add. • Contacts • Animal foster information • All colonies • All adoptions • Volunteers-only pages • Adopters-only pages • Can view and print kennel cards
Accounting Admin	Manages invoices and payments online
Adopter	Access their My Rescue page (Website Service only) and view any online forms they have submitted, animals they have sponsored, and favorite animals and breeds
Animal Add	<p>Please also see the Animal Admin role, below.</p> <ul style="list-style-type: none"> • Add, edit, and delete animal entries • Add and edit animal templates • Add, update, and delete animal media • Upload, view, and print animal files • Add animal relationships • Add an adoption for an animal • Manage meet requests for the animals • Manage Rainbow Bridge entries • Manage custom special lists • Create adoption contract PDF • Can access the Pet Adoption Kiosk feature
Animal Admin	<p>Manages all facets of the organization's animals, including all of the activities for the Animal Add role, plus:</p> <ul style="list-style-type: none"> • Configure animal options • View animal history • Set fields to "required" • Enable and disable fields • Update multiple animals (mass update of animals) • Delete animal files • Manage animal sponsorships • Can create and manage Pet Adoption Toolkits
Animal Attendance Admin	<p>Updates animal event attendance</p> <p>NOTE: This role is being remodeled. At this time, please also add the Animal Add role for your volunteer in order to completely manage event attendance.</p> <p>With both roles, this volunteer can:</p> <ul style="list-style-type: none"> • View animal attendance • Add, edit, and delete animal attendance information
Animal Foster Update	Can update their own foster animals as well as mark them deleted, but cannot add animals to the organization's account.
Animal Network Admin	Can view any animals that are shared in the Animal Network
Animal Picture User	Can upload pictures to the animal detail pages on the organization's website (this role is only pertinent to the Website Service).
Board of Directors	Members of the Board of Directors
Calls Admin	Adds and modifies call information as well as emails the contact
Calls Operator	Updates calls assigned to them, but not all calls

Campaign Admin	Administers email campaigns
Certificates Admin	Can create, void and run reports on certificates NOTE: This role is in place for future expansion and has no use in the current features for your account.
Certificates User	Can create and print certificates NOTE: This role is in place for future expansion and has no use in the current features for your account.
Colony Admin	Can update animals, caretakers and journal information related to Colonies
Contacts Add	Add contacts Can assign a contact to a Contacts Group
Contacts Admin	Add and edit contacts Can add and edit custom Contacts Groups Can remove a contact from a Contacts Group Can merge Contacts
Content Admin	Volunteers who can update content on the website (this role is only pertinent to the Website Service)
Doc Admin	Can add, and delete website files (this role is only pertinent to the Website Service) Does not pertain to animal files
Document User	Can view website files (this role is only pertinent to the Website Service)
Event Admin	Add, update, and delete events
ExtsyncAdmin	The external synchronization admin can view, change, enable, and disable all animal exports. However, this role is only pertinent to the Website Service . Outside of the Website Service , the Animal Add role can view exports, but only the Site Admin can change, enable, or disable animal exports.
Guestbook Admin	Can edit and delete guestbook entries posted by guests (this role is only pertinent to the Website Service)
Image Admin	Uploads or deletes images (this role is only pertinent to the Website Service)
Image User	Uploads images (this role is only pertinent to the Website Service)
Inventory Admin	Manages physical inventory and loaner equipment (this role is only pertinent to the Website Service)
Journal Admin	Adds, updates, and deletes medical information or any other journal entry information
Journal User	View journal entries
Look and Feel Admin	Manages the layout selection, logo, custom CSS and color selections for your Website Service
Media Admin	Add, update, and delete animal pictures and other media
News Admin	Add and delete news items (this role is only pertinent to the Website Service)
Online Form Admin	<ul style="list-style-type: none"> • Sets up and configures online forms • Manages online forms questions • Manages steps for a submitted form • Can view all submitted forms • Can view all comments on submitted forms • Can comment on submitted forms • Can assign a submitted form • Can change submitted form status • Can contact applicant through form • Can complete a form for a contact • Can create, edit and run Online Forms reports with the Website Service • Can share blank PDF of online forms • Can edit submitted form answers

Online Form Manager	<ul style="list-style-type: none"> • Can view all submitted forms • Can view all comments on submitted forms • Can comment on submitted forms • Can assign a submitted form • Can change submitted form status • Can contact applicant through form • Can complete a form for a contact • Can change Pass/Fail status of step • Can run reports with the Website Service
Online Form Reviewer	<ul style="list-style-type: none"> • Can view all submitted forms • Can view all comments on submitted forms • Can comment on submitted forms • Can assign a submitted form • Can change submitted form status • Can contact applicant through the form • Can run reports with the Website Service
Online Form User	<ul style="list-style-type: none"> • Can view all submitted forms • Can view all comments on submitted forms • Can comment on submitted forms • Can assign a submitted form • Can change submitted form status • Can contact applicant through the form • Can complete a form for a contact • Can change Pass/Fail status of step • Can run reports with the Website Service
Photogallery Admin	Can add, delete, and reorder photo gallery pictures (this role is only pertinent to the Website Service)
Memorials Admin (Rainbow Bridge)	Can add and delete memorials and upload pictures to memorials (this role is only pertinent to the Website Service)
Reports	Can create and run reports
Shop Admin	Administers the organization's online store (this role is only pertinent to the Website Service)
Site Admin	<p>Includes all permissions for all roles, and also includes permission to administer users, layout, custom pages, and can manage other RescueGroups.org services.</p> <div>  The Site Admin is the only role which can view and edit the Animal Description Header & Footer and Enable and Add Microchips. </div>
Voicemail Admin	Can administer mailboxes and voicemail passwords
Volunteer	<p>Can view all of the following:</p> <ul style="list-style-type: none"> • All animal information listed on the animal's record, including that for deceased or adopted animals • Animal locations marked as private • (Website Service only) All animal files, including those marked as private, only when logged into your organization's website. Please note, without the website service, or to access animal files when not logged into the organization's website, a volunteer must also have the role of Animal Add. • Contacts • Animal foster information • All colonies • All adoptions • Volunteers-only pages • Adopters-only pages • Can view and print kennel cards



NOTE

When adding users to a security role, you may see the roles of *Certificate Admin* and *Certificate User*. These roles are in place for future expansion and have no use in the current features for your account.



You can see a report of everyone who has permissions on your Website account by going to **Reports > Reports List** and running the **Users with Website Permissions** report.

Have a question about this topic?

Popular Questions

Topics:

- [animals](#)
- [security](#)
- [permissions](#)
- [animal](#)

1. 0

votes

How do I get my listings to automatically feed to Facebook?

- 2 answers
- [Jennifer Myers](#)
- Mar 20, 2024
- [animals](#)
- [website](#)
- [exports](#)
- [facebook](#)
- [iframe](#)

2. 0

votes

How can we embed our available or adopted animal data stored in RescueGroups.org for display on an external website service?

- 4 answers
- [Whiskers & Tails Rescue Foundation](#)
- Sept 21, 2023
- Space: [Website Service Guide](#)
- [website](#)
- [exports](#)
- [animals](#)
- [toolkit](#)

3. 0

votes

Requests

- 0 answers
- [Anita Lowman](#)
- Feb 19, 2024
- [requests](#)
- [animals](#)

4. 0

votes

My Animal List is empty

- 2 answers
- [Tammy Mullins](#)
- Feb 06, 2024
- [animals](#)

5. 0

votes

Add a mixed breed choice for dogs

- 1 answer
- [Richard \[RG\]](#)
- Feb 27, 2014
- [requests](#)

- [animals](#)
- [breeds](#)
- [exports](#)

6. 0
votes

Change default location to "no"

- 1 answer
- [Alana Woodbury](#)
- Jan 22, 2024
- [animals](#)
- [exports](#)

7. 0
votes

What fields is the Asilomar Advanced Animal Statistics report pulling from

- 0 answers
- [Alana Woodbury](#)
- Jan 20, 2024
- [animals](#)

8. 0
votes
status

Is there a way to view relationship from the Animal List page?

- 1 answer
- [Michelle Caylor](#)
- Dec 08, 2023
- [animals](#)

9. 0
votes
status

Can we increase the information exported to Adopt-A-Pet to include relationships?

- 1 answer
- [Michelle Caylor](#)
- Dec 08, 2023
- [animals](#)
- [exports](#)

10. 1
vote

How do I duplicate an application? When I try to duplicate the resulting form is "Incomplete," and data from original form does not transpose.

- 1 answer
- [Kirsten A Reed](#)
- Oct 25, 2021
- [animals](#)
- [forms](#)
- [animal](#)