

Joining the beta test for Android apps

The first step in becoming a beta tester for the RescueGroups.org Android Apps is to join the RescueGroups.org Android App Beta Google Group.



Where do I find it?

Navigate to <https://groups.google.com/a/rescuegroups.org/forum/#!forum/androidappbeta> and click the link **Apply for membership**.

androidappbeta

You must be a member of this group to view and participate in it.

[Apply for membership](#)

On this page:

- [Signing up for beta testing](#)
- [Getting the test version](#)


Wait to receive the confirmation that you have been added to the Google group.


Signing up for beta testing

Once you receive your confirmation that you have been added to the Google group, sign-up for the beta testing here:

<https://play.google.com/apps/testing/org.rescuegroups.manage>

When you access the link, you should see a button to **Become a Tester**.

 Google play

 RescueGroups.org
RescueGroups.org

BECOME A TESTER

You are logged in as david@rescuegroups.org

RescueGroups.org invites you to become a tester of early unreleased versions of **RescueGroups.org**, because you are a member of rescuegroupsorg@googlegroups.com.


As a tester you will receive test versions of **RescueGroups.org** through app updates. Test versions may be unstable and contain bugs.


You can leave the test at any time and return to the regular version of **RescueGroups.org**.


i If you see a message like **Sorry - nothing to see here** you may not be logged in with the Google account that was given access to the Android App Beta group above, or you haven't waited long enough for us to add you to the group. There are issues Google and this process, so it's not always consistent. If you continue to have problems, it may be easiest to start your web browser in Incognito or Private Browsing mode, log in to your Google account, and go to the App URL above.

Getting the test version

Once you click the **Become a Tester** button you will see a screen like this:

 Google play

 RescueGroups.org
RescueGroups.org

 **You are now a tester**
You are logged in as david@rescuegroups.org

Get the test version
If you have **RescueGroups.org** already installed on your device, you will receive an automatic update. If you don't have **RescueGroups.org** installed, [download it from the Play Store](#). It can take a few hours before the test version is available.

Leave the test
You can leave the test at any time. After leaving the test, you need to un-install the test version and re-install the regular version from the Play Store.
[Leave the test](#)

[Download **RescueGroups.org** from the Play Store](#)

Click the **Download RescueGroups.org from the Play Store** to download and install the app on your device.

Popular Questions

We can't find any questions. Check the topic exists.

Have a question about this topic?