

About email marketing campaign categories

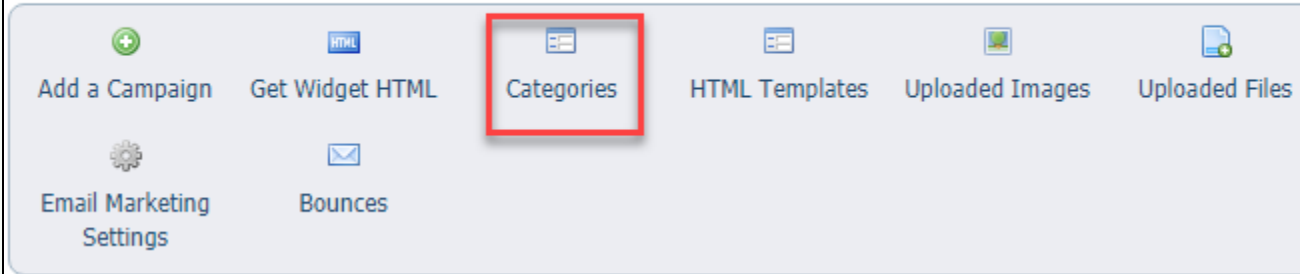
Your Email Marketing Campaigns and subscribers are organized into preset categories. Your users can subscribe to any or all categories.



Where do I find it?

You can manage your email marketing categories by going to **Services > Email Marketing: Campaigns** and clicking **Categories**.

Email Marketing Campaigns



On this page:

- [Reviewing the email marketing campaign categories](#)
 - [Viewing campaigns within each category](#)
 - [Viewing subscribers to any category](#)

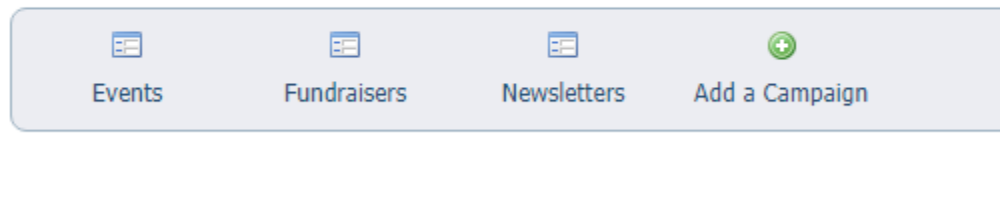
Reviewing the email marketing campaign categories

The categories available for your **Email Marketing Service** include:

- Events
- Fundraisers
- Newsletters

Email Marketing Campaigns

« [Email Marketing Campaigns](#)



Viewing campaigns within each category





Where do I find it?


You can see a list of the campaigns that are assigned to a specific category by going to **Services > Email Marketing: Campaigns**, clicking **Categories** and then clicking on the category name.

Newsletters

[« Email Marketing Campaigns](#) [« Categories](#)




Newsletters Subscriptions

 Add a Campaign


 Get Widget HTML

Campaign Emails

Current View: Default (Active)

Actions... ▼ Views: Default (Active) ▼  

☐ All [Name](#) ▲

☐  [Appreciation](#)

Viewing subscribers to any category





Where do I find it?


You can see a list of the subscribers of a specific category by going to **Services > Email Marketing: Campaigns**, clicking **Categories**, then clicking the **Category** of interest. From the **Category** page, clicking **Category Subscriptions** (ex., Newsletter Subscriptions) will show you the current subscribers. They appear in a data table, which is able to be filtered and manipulated like any other data table in your account.


Newsletters Subscriptions

[« Email Marketing Campaigns](#) [« Categories](#) [« Newsletters](#)




Add Subscriptions from Contacts


Add a Subscription


Add a Group


Import Subscriptions

Current View: Default

Actions... ▼ Views: Default ▼  

You can learn more about managing campaign subscribers in the chapter, [Managing campaign category subscriptions](#).

Popular Questions

We can't find any questions. Check the topic exists.

Have a question about this topic?