

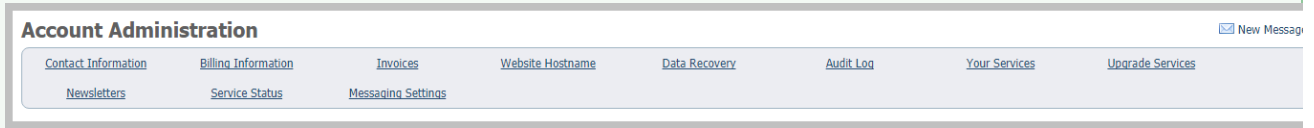
Upgrading, downgrading, and changing your services

You are in control of the number and depth of the RescueGroup.org services that you use. You can add services to your existing account, modify the services you use by upgrading or downgrading them, and you can cancel services you don't use at any time. You can view the services you are currently signed up for and also view the price you pay for them and the due date for your invoice.



Where do I find it?

Adding, modifying (upgrade or downgrade), and removing services is done from your Account Administration page at **Services > Account Administration**. For a full description of all of the menu choices, see the [About account administration](#) section of this guide.



This chapter includes:

- How to upgrade your services
- How to downgrade your services
- How to change your services

For a brief description of each of our services, please [view our slide presentation here](#).

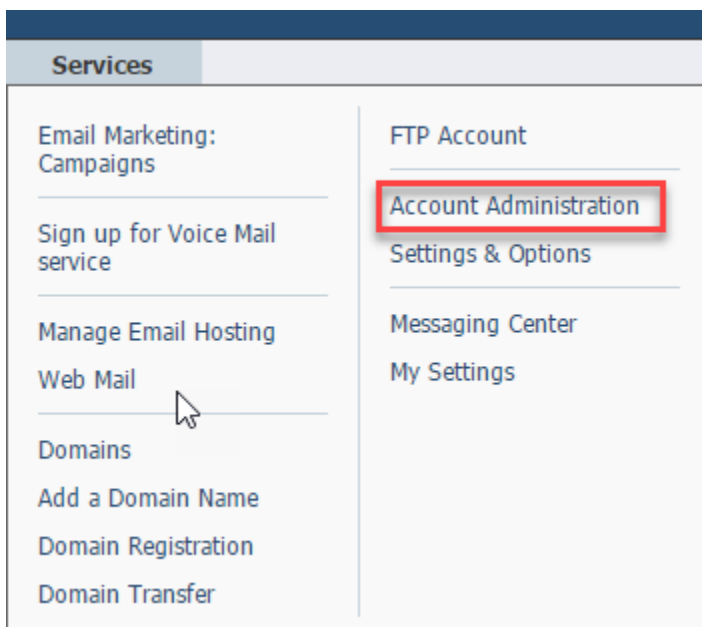
You can also [watch videos about our services here](#).

On this page:

- [Add a service](#)
- [Upgrade a service](#)
- [Downgrade a service](#)
- [Cancel a service](#)
- [Here's a video to help you in upgrading, downgrading, and removing services \(adding and removing\)](#)
- [Closing your account completely](#)

Add a service

Thank you for your confidence in us! To add more services, access the Account Administration menu by clicking **Services > Account Administration**.



From there, the following menu opens. To view your current services at any time, along with the due date for your invoice, if fees apply, click the **Your Services** link, and to upgrade or add services, click the **Upgrade Services** link.

Account Administration

[Contact Information](#)

[Billing Information](#)

[Invoices](#)

[Website Hostname](#)

[Data Recovery](#)

[Audit Log](#)

[Your Services](#)

[Upgrade Services](#)

[Newsletters](#)

[Service Status](#)

[Messaging Settings](#)

New Messages (4)

That link opens a list of your current services, with a green check mark next to those you are currently using.

Pet Adoption Portal

Pet Adoption Portal

To add a service, click the link under the name of the service.

Voice Mail Service

[Add the RescueGroups.org Voicemail Service](#)

Upgrade a service

The best way to upgrade a service, is to go to the **Services > Account Administration > Upgrade Services** area, then click the link under the name of the service you want to upgrade.

Email Services

Email Hosting

[Upgrade your Email Hosting Quota](#)

Downgrade a service

You can also downgrade services (decreasing the amount of the service you use) or cancel them entirely by using the same link **Services > Account Administration** and clicking the **Your Services** link.

[Your Services](#)

The page that opens lists your active services as well as those you've terminated.

Home

Services

Domains

Billing

Support

Open Ticket

Hello, !

View

Active

2

Pending

0

Suspended

0

Terminated

0

Cancelled

0

My Products & Services

Portal Home / Client Area / My Products & Services

Showing 1 to 2 of 2 entries

Product/Service	Pricing	Next Due Date	Status
Nickel Website Hosting demo3.rescuegroups.org	\$0.00 USD Quarterly	05/18/2018	Active

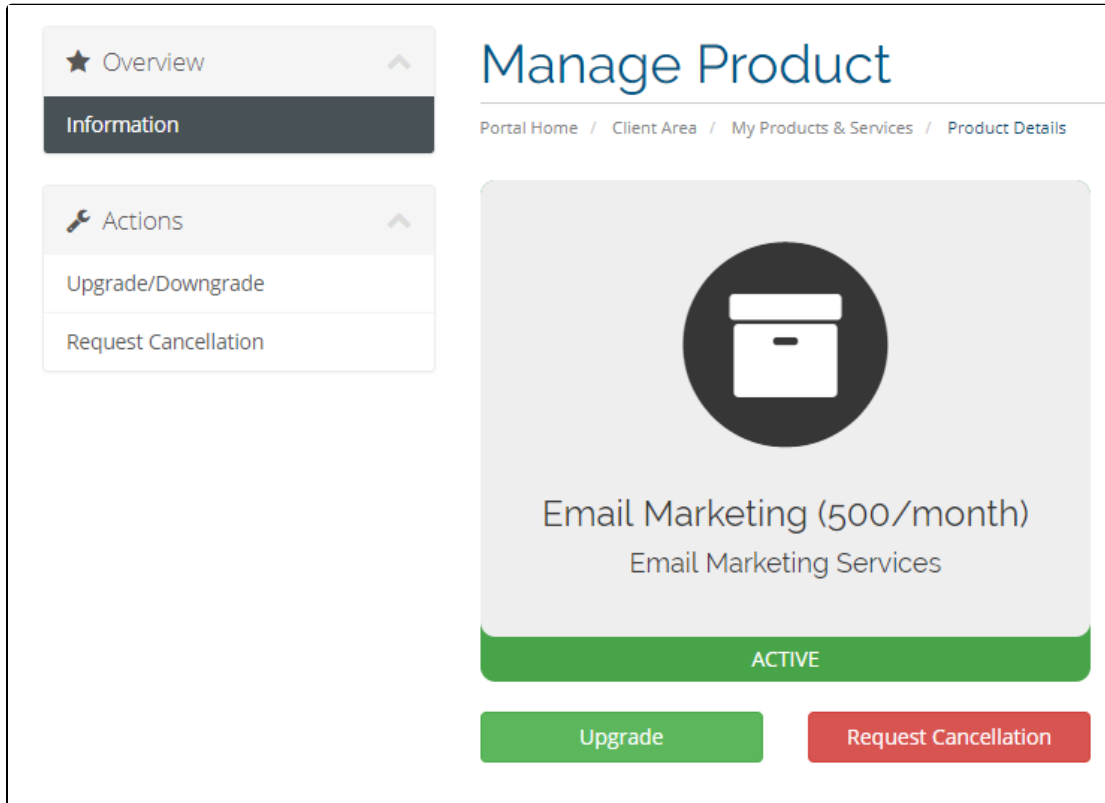
Click the service you want to change. The service page opens.

From the Actions sidebar, click the **Upgrade/Downgrade** menu option.

Now, choose the package you want to downgrade your current package to from the options listed, and complete the steps presented to switch to the selected downgraded service.

Cancel a service

You can cancel any services by going to the **Your Services** page, clicking the appropriate service, and then clicking the **Request Cancellation** button to cancel the service. (This can also be done from the **Actions** menu on the left navigation bar.)



A cancellation request will be sent to RescueGroups.org. In most cases, the service will be immediately canceled and removed from your account. In some cases, the service will cancel on its renewal date.

Any unpaid invoices for the canceled service will also be canceled.

If you have any questions or concerns after canceling a service please contact RescueGroups.org support.

Here's a video to help you in upgrading, downgrading, and removing services (adding and removing)

Closing your account completely

If your organization wishes to close your account completely first be sure you have backed-up all of your information (here is a FAQ from our knowledge base with more information; [When closing an organization how can I backup or export the data?](#)). Then, have one of your authorized contacts open a support ticket by emailing support@rescuegroups.org from their authorized contact email. If you are not sure who your authorized contacts are please open a support ticket and our support team can assist.

Popular Questions

We can't find any questions. Check the topic exists.

Have a question about this topic?