

# Adding a domain to your account

If you already have a domain name registered, either with RescueGroups.org or with another domain registrar, you can add it to your RescueGroups.org organization account. This can allow you to use the domain for your RescueGroups.org services.

It's easy to add your existing domains to your organization's RescueGroups.org account and begin using them. You will need to complete each of the three actions described below: Add the domain, point the domain to your website, and request an SSL certificate.

## On this page:

- [Part 1: Add an already-registered domain name to your RescueGroups.org account](#)
- [Part 2: Point the domain to RescueGroups.org](#)
  - [Point your domain when RescueGroups.org is your registrar](#)
  - [Point your domain when using a third party registrar](#)
- [Part 3: Request your free SSL certificate](#)

## Related pages:



### Important

Adding a domain name is not the same as registering a domain name. We need you to add a domain to your organization account so that we know you want us to associate the domain name with your RescueGroups.org services.

## Part 1: Add an already-registered domain name to your RescueGroups.org account

1. Go to **Services > Add a Domain Name** (use the drop-down menu) or go to **Services > Domains** and use the **Add a Domain Name** button




Where do I find it?


## Services


- Email Marketing: Campaigns
- Sign up for Voice Mail service
- Manage Email Hosting
- Web Mail
- Domains
  - Add a Domain Name**
  - Domain Registration
  - Domain Transfer


- FTP Account
- Account Administration
- Settings & Options
- Messaging Center
- My Settings

## Domain Names

  
Add a Domain Name

  
Domain Registration

  
Domain Transfer

  
Manage Domain Registrations

2. Enter the domain name you already own and have registered in the field indicated

### Add a Domain Name

[« Domains](#)

Domain Name \*

Cancel

**Save Domain Name**

☐ Add Another



Be sure to enter just the domain; do not include www

3. Click the **Save Domain Name** button

## Part 2: Point the domain to RescueGroups.org

In order for users to access your RescueGroups.org services using your custom domain name, the domain must be configured to direct users appropriately. Some organizations have their domain registered with RescueGroups.org, while others use a third party registrar, such as GoDaddy. We've included instructions for both cases in the following sections:

- [Point your domain when RescueGroups.org is your registrar](#)
- [Point your domain when using a third party registrar](#)



If you just registered a new domain with RescueGroups.org, then this step is completed by default. You can go ahead and move on to [Part 3!](#)

### Point your domain when RescueGroups.org is your registrar

1. Log into your RescueGroups.org account and go to Services > Domains and click Manage Domain Registrations

#### Domain Names

Add a Domain Name

Domain Registration

Domain Transfer

Manage Domain Registrations

This page shows domains and URLs that are configured to be used with the RescueGroups.org Website service and DNS Management. It does not necessarily reflect the domain names that you have registered with RescueGroups.org, or your renewal status. Please click Manage Domain Registrations above for information concerning registered domains.

Current View: Default		Total: 2
Views: Default		0  Options...
Domain ID	Domain Name	
560	.....org	
547	.....rescuegroups.org	

2. You will now see the My Domains page, where you can manage your domains. Find the domain you want to manage and click on the dropdown arrow next to the wrench.

RescueGroups.org  
Technology Solutions Animals Can Live With...

English ▾ Notifications ▾ Logout

☰

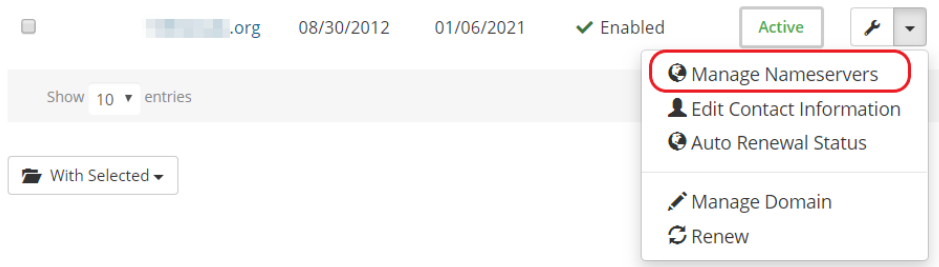
▼ View

Showing 1 to 1 of 1 entries

Show 10 ▾ entries Previous 1 Next

With Selected ▾

3. Click on the **Manage Nameservers** option



4. Select the **Use default nameservers** radio button to assign RescueGroups.org name servers to your domain name.

## Managing [domain].org

Portal Home / Client Area / My Domains / [domain].org

Manage

### Nameservers

You can change where your domain points to here. Please be aware changes can take up to 24 hours to propagate.

☒ Use default nameservers

☐ Use custom nameservers (enter below)

Nameserver 1	<input type="text" value="dns1.rescuegroups.org"/>
Nameserver 2	<input type="text" value="dns2.rescuegroups.org"/>
Nameserver 3	<input type="text"/>
Nameserver 4	<input type="text"/>
Nameserver 5	<input type="text"/>

[Change Nameservers](#)

5. Be sure to click **Change Nameservers** to save this setting.
6. Your domain name will begin to use the RescueGroups.org DNS service so that when you browse to your domain name, you see your RescueGroups.org website. If you do not see the change within 24 hours, please contact us.

## Point your domain when using a third party registrar

There are a few ways to direct web traffic to your RescueGroups.org Website content. The easiest way is to [Configure your domain to use RescueGroups.org name servers](#). However, this change would cause any other services configured on your domain to stop working. If you have other existing services setup for your domain, such as email, you would want to [Configure your domain DNS records to direct web traffic only](#)

## Configure your domain to use RescueGroups.org name servers



### Important

If you have email services or any other configurations on your domain name with your third party DNS provider/registrar, they will stop working when you change the name servers. The most common examples are email services or Google Apps. Use this process instead: [Configure your domain DNS records to direct web traffic only](#)

1. Log in to your current domain name registrar
2. Look for the option for "**Name Servers**" and enter the following name servers:

`dns1.rescuegroups.org`  
`dns2.rescuegroups.org`

3. Save the changes, and within a few hours, your domain name will begin to use the RescueGroups.org DNS service so that when you browse to your domain name you see your RescueGroups.org website. If you do not see the change within 24 hours, please contact us.

## Configure your domain DNS records to direct web traffic only

1. Log in to your current domain name registrar
2. Add the following DNS records:

Record Type	Name	Value
A	@	54.174.69.182
CNAME	www	<a href="https://farm.rescuegroups.org">farm.rescuegroups.org</a>

3. Save the changes, and within a few hours, your domain name should be configured so that when you browse to your domain name you see your RescueGroups.org website. If you do not see the change within 24 hours, please contact us.

## Part 3: Request your free SSL certificate

Contact [our support team](#) to request a free SSL certificate for your custom domain name. Please let us know for which domain(s) you would like the certificate installed. This process can only be started after you have [Added your domain](#) and [Pointed your domain](#), and may take up to one business day to complete.



Your website visitor's browsers will display privacy warnings when they visit your domain name until this final step has been completed.

## Popular Questions

Topics:

- [animals](#)
- [domain](#)
- [animal](#)

1. 0 votes

### [Linking support for an animal to payment](#)

- 0 answers
- [Andrea Homan](#)
- Apr 24, 2024
- [animals](#)

2. 0 votes

### [How do I get my listings to automatically feed to Facebook?](#)

- 2 answers
- [Jennifer Myers](#)
- Mar 20, 2024
- [animals](#)
- [website](#)
- [exports](#)
- [facebook](#)
- [iframe](#)

3. 0 votes

### [How can we embed our available or adopted animal data stored in RescueGroups.org for display on an external website service?](#)

- 4 answers
- [Whiskers & Tails Rescue Foundation](#)

- Sept 21, 2023
- Space: [Website Service Guide](#)
- [website](#)
- [exports](#)
- [animals](#)
- [toolkit](#)

4. 0  
votes

### Requests

- 0 answers
- [Anita Lowman](#)
- Feb 19, 2024
- [requests](#)
- [animals](#)

5. 0  
votes

### My Animal List is empty

- 2 answers
- [Tammy Mullins](#)
- Feb 06, 2024
- [animals](#)

6. 0  
votes

### Add a mixed breed choice for dogs

- 1 answer
- [Richard \[RG\]](#)
- Feb 27, 2014
- [requests](#)
- [animals](#)
- [breeds](#)
- [exports](#)

7. 0  
votes

### Change default location to "no"

- 1 answer
- [Alana Woodbury](#)
- Jan 22, 2024
- [animals](#)
- [exports](#)

8. 0  
votes

### What fields is the Asilomar Advanced Animal Statistics report pulling from

- 0 answers
- [Alana Woodbury](#)
- Jan 20, 2024
- [animals](#)

9. 0  
votes  
status

### Is there a way to view relationship from the Animal List page?

- 1 answer
- [Michelle Caylor](#)
- Dec 08, 2023
- [animals](#)

10. 0  
votes  
status

### Can we increase the information exported to Adopt-A-Pet to include relationships?

- 1 answer
- [Michelle Caylor](#)
- Dec 08, 2023
- [animals](#)
- [exports](#)

Have a question about this topic?