



About animal sponsorships

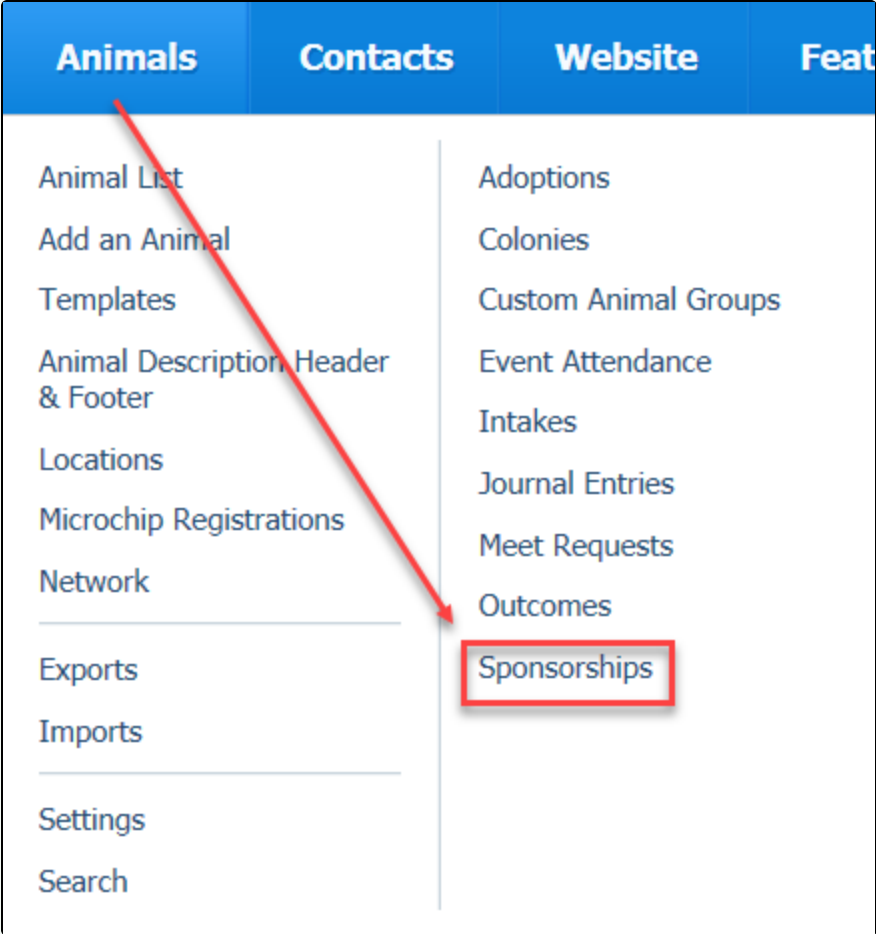
**Requires Website Service**

Please note the Animal Sponsorships are only available to those organizations using our Website Service or Data Management Service. The Data Management Service has limited features to track Sponsorships but does not provide additional statuses or website sharing options.

The **Animal Sponsorships** feature is a great way to raise funds to help support an animal. Visitors to your website can choose to send a donation earmarked for that specific animal, either one time, or as a recurring donation. Once you enable and configure this feature, visitors who view an animal with a sponsorship request will see a link to donate for that animal.

**Where do I find it?**

Animal Sponsorships are available from [Animals > Sponsorships](#).



On this page:

- [Enabling the animal sponsorships feature](#)
- [Entering sponsorships](#)

The following actions are available for Animal Sponsorships with the specified service and user roles:

Action	Description	Services	User Roles
View	Able to view animal sponsorships	Data Management Web Site	Animal Admin

Add	Able to add an animal sponsorship	Data Management Web Site	Animal Admin
Edit	Able to edit an existing animal sponsorship	Data Management Web Site	Animal Admin
Manage Sponsorship Settings	Able to change settings related to animal sponsorships	Data Management Web Site	Site Admin

To use the **Animal Sponsorship** feature, you must first enable its use for your account.

Enabling the animal sponsorships feature

To enable the ability to request sponsorships, go to **Animals > Sponsorships > Settings**. Tick the radio button to enable sponsorships.

Animal Sponsorships Settings

[« Sponsorships](#) | [Settings & Options](#)

Animal Sponsorships
☐ Disabled
 ☒ Enabled

Use the following for each animals' "Sponsor this Pet" link

Your site's "Sponsorship Information" page ▼

Set Sponsorship Amount 1 \$

Set Sponsorship Amount 2 \$

Set Sponsorship Amount 3 \$


Set Sponsorship Amount 4 \$

Allow users to enter their own sponsorship amounts
 ☐ No
 ☒ Yes

Minimum for custom sponsorship amounts \$

Allow recurring sponsorships
 ☐ No
 ☒ Yes

Which animal statuses are sponsorable?
 ☒ Available for Adoption
 ☐ Adopted
 ☒ Available for Sponsorship

 Use the sponsorship feature to enter sponsorships manually.

Entering sponsorships

To add a sponsorship, from **Animals > Sponsorships**, click the Add a Sponsorship button at the top of the page. The resulting page allows you to record sponsorships for your records.



The following fields are available for you to enter sponsorships. A red asterisk denotes required fields.

Add a Sponsorship

[« Animal Sponsorships](#)

Animal *

Choose One...

▼

+

Sponsor *

Choose One...

▼

🔍

+

Type *

Select a Sponsorship Type

▼

Purpose *

Select a Purpose

▼

Purpose Details

Amount *

\$ 0.00

Sponsorship amount is required, so if there was sponsorship amount enter "0.00" as the amount.

Start Date *

📅

📅

End Date *

📅



📅

Comments

Cancel

Save Sponsorship

☐ Add Another

Field	Description
Animal	Use the drop-down list to select the sponsorable animal for which the donation was made. If the animal is not in this list, you can add an animal by clicking the green plus icon  to the right of the field. This is a required field.
Sponsor	Use the drop-down list of your contacts to select the contact who donated to sponsor this animal. This is a required field. If your sponsor is not in the Contacts list, you can add a contact by clicking the green plus icon  to the right of the field.
Type	Select either one-time or recurring sponsorship from the drop-down list. This is a required field.

Purpose	<div>Select from four listed purpose types for this donation. This is a required field.</div> <div><div><div>Purpose *</div><div>Purpose Details</div><div>Amount *</div></div><div><div>Select a Purpose</div><div>Sponsorship/Donation</div><div>Gift to someone</div><div>Memorial as a gift someone else</div><div>Memorial</div></div></div> <div>Sponsorship amount is required, so if there was sponsorship amount enter "0.00" as the amount.</div>
Purpose Details	Add a comment about the purpose, if needed.
Amount	This is a required field. Enter the amount donated.
Start Date	If the donation is a recurring donation, enter the date that it starts, using the calendar icons to either select a date or select today. This is a required field. If it is a one-time donation, enter the date the donation was received.
End Date	If the donation is a recurring donation, enter the date that it ends, using the calendar icons to either select a date or select today. This is a required field. If it is a one-time donation, enter the date the donation was received.
Comments	Add any comments about this sponsorship.

Select **Save Sponsorship** or click **Add Another** and then save.

Popular Questions

Topics:

- animals
- sponsorship
- animal

1. 0 votes

Linking support for an animal to payment

- 0 answers
- Andrea Homan
- Apr 24, 2024
- animals

2. 0 votes

How do I get my listings to automatically feed to Facebook?

- 2 answers
- Jennifer Myers
- Mar 20, 2024
- animals
- website
- exports
- facebook
- iframe

3. 0 votes

How can we embed our available or adopted animal data stored in RescueGroups.org for display on an external website service?

- 4 answers
- Whiskers & Tails Rescue Foundation
- Sept 21, 2023
- Space: Website Service Guide
- website
- exports
- animals
- toolkit

4. 0 votes

Requests

- 0 answers
- Anita Lowman
- Feb 19, 2024

- [requests](#)
- [animals](#)

5. 0
votes

My Animal List is empty

- 2 answers
- [Tammy Mullins](#)
- Feb 06, 2024
- [animals](#)

6. 0
votes

Add a mixed breed choice for dogs

- 1 answer
- [Richard \[RG\]](#)
- Feb 27, 2014
- [requests](#)
- [animals](#)
- [breeds](#)
- [exports](#)

7. 0
votes

Change default location to "no"

- 1 answer
- [Alana Woodbury](#)
- Jan 22, 2024
- [animals](#)
- [exports](#)

8. 0
votes

What fields is the Asilomar Advanced Animal Statistics report pulling from

- 0 answers
- [Alana Woodbury](#)
- Jan 20, 2024
- [animals](#)

9. 0
votes
status

Is there a way to view relationship from the Animal List page?

- 1 answer
- [Michelle Caylor](#)
- Dec 08, 2023
- [animals](#)

10. 0
votes
status

Can we increase the information exported to Adopt-A-Pet to include relationships?

- 1 answer
- [Michelle Caylor](#)
- Dec 08, 2023
- [animals](#)
- [exports](#)

Have a question about this topic?