

About Reports

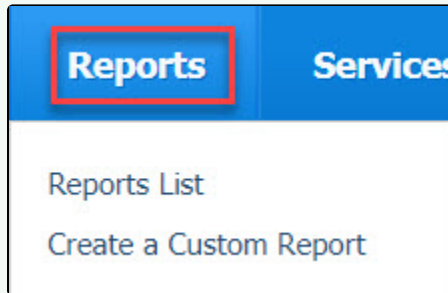
You can run reports on the data you have inputted into your account. Here are some types of popular reports:

- Adopted Pets
- Custom
- Website statistics
- Website summary



Where do I find it?

You can view your reports and create reports from the **Reports** tab at the top of your account dashboard.



On this page:

- [Using the pre-made Reports list](#)
- [Accessing picture URL provided in Report](#)

Related pages:

- [Customizing standard reports](#)
- [Creating custom reports](#)
- [About the Adoptions report](#)
- [The Website Summary](#)

The Reports tab has two selections:

- Reports List
- Create a Custom Report

In this chapter, you'll learn about the pre-made reports available to you and about how to create a custom report for your organization. Each type of report you run is created from the data table view for that report. For more information about data tables, see the chapter [How information is organized in your account](#).

Using the pre-made Reports list

There is a large list of pre-made reports for you to select, or you can create your own custom report from the reports list. Each pre-designed report in the list has a brief explanation. Click the name of the report to open the form to start that report. For instance, opening the **Adoptions** report is a simple start and end date form, in order to capture adoptions within a defined time period. However, the animal journal report is more complex. It contains four fields: Entry type, date, type, and comment. Clicking the names of the reports does no damage, so feel free to read and review each one. For instance, here is the list of pre-made reports about animals.

Animal Reports

[Adoptions](#) - animal adoptions within a date range including animal, foster and adopter information.
[Animals \(all fields\)](#) - a report of all animal fields by animal status and species
[Animal Journal](#) - animal journal report grouped by foster and animal
[Animal Journal \(available only\)](#) - animal journal report of just available animals grouped by foster and animal
[Animal Journal with Description and Picture](#) - animal journal report with animal description and picture grouped by foster and animal
[Animal Journal with Description and Picture \(Available only\)](#) - animal journal report of just available animals with animal description and picture grouped by foster and animal
[Animal Journal Due Dates](#) - animal journal report by due date
[Animal Journal Upcoming Reminders](#) - animal journal report for upcoming journal reminders
[Kennel Card](#) - kennel card report for one animal, designed for printing
[Kennel Card w/ Journal](#) - kennel card report with basic info, journal entries
[Print Summary](#) - printable list of animals with basic information, description and picture
[Animal Details](#) - detailed information in table format
[Animals Available in the Future](#) - lists all animals that have an available date in the future
[Animals with Foster](#) - shows all animals grouped by foster, and optionally with foster comments
[Animal Intakes](#) - all animal intakes within a date range including animal, date, type and condition
[Animal Outcomes](#) - all animal intakes within a date range including animal, date, type and condition
[Animal Arrivals](#) - animal arrivals by date
[Animal Transfers](#) - animal transfers by date
[Animals with Notes](#) - animal report including the foster and notes
[Asilomar Reporting](#) - standardized advanced Asilomar reporting by date


To use a pre-made report:

1. Go to **Reports > Reports List**.
2. Scroll through the reports until you find the one you want and click the name. A form opens.
3. If information is needed, a form will appear. Fill out the information needed for the report, if necessary. Some reports don't have a form to fill out. For instance, here is the form that opens when you click the [Donations](#) report.


Donations Report: Donations by Date

[« Reports](#)

Start Date



End Date



Cancel

Run Report

By contrast, here is the *Closed Calls* report. In this example, there were no closed calls. Had there been, they would have been listed under the headings at the bottom.

Closed Calls

Closed Calls

Fields: 8 field(s) on this report

Order by: Calls: Contact, asc

Group by: None

Save Report...

Export Data...

Total records: 0

Status	Contact ▾	Age	Assigned To	Last Outcome	Queue	Urgency	Notes
--------	-----------	-----	-------------	--------------	-------	---------	-------

Accessing picture URL provided in Report

If you have included a picture field in your report, a partial URL is provided. To access the picture for downloading, please append the following information to the beginning of that picture data:

<https://cdn.rescuegroups.org/>

Popular Questions

Topics:

- [animals](#)
- [reports](#)
- [animal](#)

1. 0

votes

Linking support for an animal to payment

- 0 answers
- [Andrea Homan](#)
- Apr 24, 2024
- [animals](#)

2. 0

votes

How do I get my listings to automatically feed to Facebook?

- 2 answers
- [Jennifer Myers](#)
- Mar 20, 2024
- [animals](#)
- [website](#)
- [exports](#)
- [facebook](#)
- [iframe](#)

3. 0

votes

How can we embed our available or adopted animal data stored in RescueGroups.org for display on an external website service?

- 4 answers
- [Whiskers & Tails Rescue Foundation](#)
- Sept 21, 2023
- Space: [Website Service Guide](#)
- [website](#)
- [exports](#)
- [animals](#)
- [toolkit](#)

4. 0

votes

Requests

- 0 answers
- [Anita Lowman](#)
- Feb 19, 2024
- [requests](#)
- [animals](#)

5. 0

votes

My Animal List is empty

- 2 answers
- [Tammy Mullins](#)
- Feb 06, 2024
- [animals](#)

6. 0

votes

Add a mixed breed choice for dogs

- 1 answer
- [Richard \[RG\]](#)
- Feb 27, 2014
- [requests](#)
- [animals](#)
- [breeds](#)
- [exports](#)

7. 0

votes

Change default location to "no"

- 1 answer
- [Alana Woodbury](#)
- Jan 22, 2024
- [animals](#)
- [exports](#)

8. 0

votes

What fields is the Asilomar Advanced Animal Statistics report pulling from

- 0 answers
- [Alana Woodbury](#)
- Jan 20, 2024
- [animals](#)

9. 0

votes

status

Is there a way to view relationship from the Animal List page?

- 1 answer

- [Michelle Caylor](#)
- Dec 08, 2023
- [animals](#)

10. 0

votes

status

Can we increase the information exported to Adopt-A-Pet to include relationships?

- 1 answer
- [Michelle Caylor](#)
- Dec 08, 2023
- [animals](#)
- [exports](#)

Have a question about this topic?