



Using the sample animal data file

The sample animal data file is a template file you can download and fill in using the spreadsheet program of your choice. This spreadsheet allows you to add records for multiple animals and then send the document to our team for importing animals into your account at once.

It is used to send us bulk animal data that you need to import on a single occasion, a process we call a one-time import.

If you would like to import animal data on an on-going basis, or prefer to upload your own data to import, please read about our other options for [Importing Animal Data](#).

 The Sample Animal Data File will **not** work with our automatic [Import Accounts](#).
It can **only** be used for one-time imports completed by our staff.


 **Where do I find it?**
You can download the sample animal data [Excel file here](#).

The sample data file we provided you is used to add multiple animals to your RescueGroups.org account. The data file will help you to be sure that the values and data you are entering are formatted in a way that allows them to be imported into our system.

When you open the sample file you'll notice that most of the fields have a drop-down arrow that lets you select a value (like Breed, Color, Microchip Vendor, etc).

To use, just download the data file, fill in the pertinent columns, and then save the file with a descriptive file name.

Once you've populated the data into the spreadsheet, please send the file to [our support team](#) so that we can complete a one-time import for your account.

 **NOTE**
Not every field in the sample data file needs to be completed. You can read more about Animal Fields on the [Supported animal import fields](#) page.

We highly recommend you complete the following fields at minimum as they are almost always required to export animals to our partner sites: **Name, Status, Species, PriBreed, Sex, GeneralSizePotential, GeneralAge, Description** and **Pictures**. Descriptions and Picture URL's are not required by our partner sites but inclusion is recommended to aid adoptions.

Popular Questions

Topics:

- [animals](#)
- [animal](#)

1. 0
votes

How can we embed our available or adopted animal data stored in RescueGroups.org for display on an external website service?

- 4 answers
- [Whiskers & Tails Rescue Foundation](#)
- Sept 21, 2023
- Space: [Website Service Guide](#)
- [website](#)
- [exports](#)
- [animals](#)
- [toolkit](#)

2. 0
votes

How do I get my listings to automatically feed to Facebook?

- 1 answer
- [Jennifer Myers](#)
- Mar 20, 2024
- [animals](#)
- [website](#)
- [exports](#)

- [facebook](#)
- [iframe](#)

3. 0
votes

Requests

- 0 answers
- [Anita Lowman](#)
- Feb 19, 2024
- [requests](#)
- [animals](#)

4. 0
votes

My Animal List is empty

- 2 answers
- [Tammy Mullins](#)
- Feb 06, 2024
- [animals](#)

5. 0
votes

Add a mixed breed choice for dogs

- 1 answer
- [Richard \[RG\]](#)
- Feb 27, 2014
- [requests](#)
- [animals](#)
- [breeds](#)
- [exports](#)

6. 0
votes

Change default location to "no"

- 1 answer
- [Alana Woodbury](#)
- Jan 22, 2024
- [animals](#)
- [exports](#)

7. 0
votes

What fields is the Asilomar Advanced Animal Statistics report pulling from

- 0 answers
- [Alana Woodbury](#)
- Jan 20, 2024
- [animals](#)

8. 0
votes

Is there a way to view relationship from the Animal List page?

- 1 answer
- [Michelle Caylor](#)
- Dec 08, 2023
- [animals](#)

9. 0
votes

Can we increase the information exported to Adopt-A-Pet to include relationships?

- 1 answer
- [Michelle Caylor](#)
- Dec 08, 2023
- [animals](#)
- [exports](#)

10. 1
vote

How do I duplicate an application? When I try to duplicate the resulting form is "Incomplete," and data from original form does not transpose.

- 1 answer
- [Kirsten A Reed](#)
- Oct 25, 2021
- [animals](#)
- [forms](#)
- [animal](#)

Have a question about this topic?