

About Animal Exports

Your RescueGroups.org management service can upload your animal information and pictures to various pet adoption listing websites.

This time-saving service means you can update only your RescueGroups.org service:

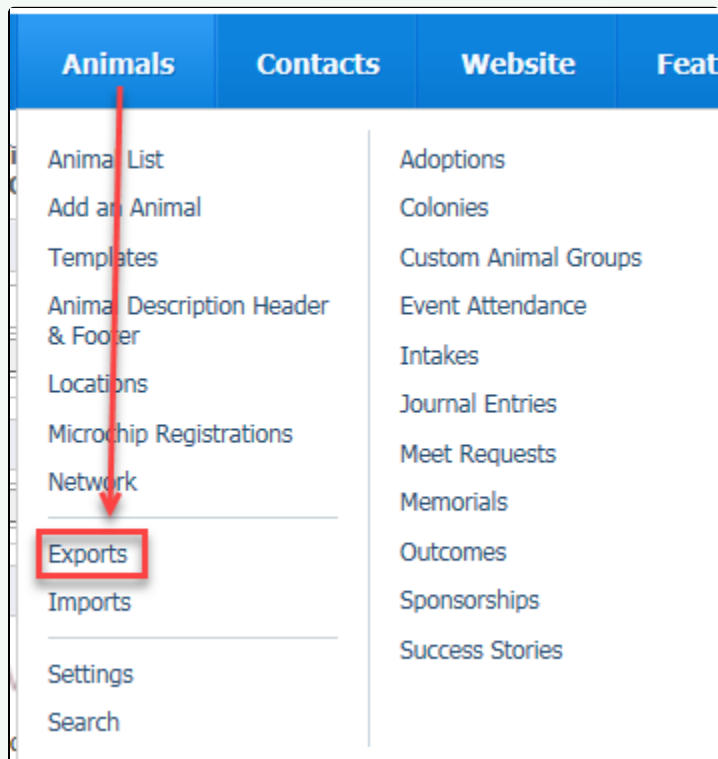
- Your volunteers save time by adding pets only once.
- Visitors search the national pet databases when looking for a pet to adopt, and the chances of them seeing your adoptable animals is increased.
- Visitors to the national sites can click a link for information about the animal, and hopefully, end up at your website.

Click the [Adoption Listing Websites](#) page on our website to see a list of many of the adoption listing websites that receive adoptable pet data from RescueGroups.org.



Where do I find it?

You can find the [Animals Exports](#) page by going to **Animals > Exports**.



On this page:

- [Understanding animal exports](#)
- [Enabling the export feature](#)
- [Enabling animal exports video](#)
 - [How long will it take to update the API sites?](#)
 - [After exports are enabled](#)
 - [Details about exports/uploads](#)
- [Disabling the animal exports function](#)

Related pages:

- [Manually exporting and updating animal information](#)
- [Using the Manual Exports function](#)
- [Exporting animal videos to the adoption websites](#)
- [Exporting animal data to Adopt-a-Pet](#)
- [Exporting data to Chewy](#)
- [Exporting data to Dogs in Danger](#)
- [Exporting animal data to Petfinder](#)
- [Exporting data to 24Petconnect](#)
- [Exporting data to Pet Food Express](#)

The following actions are available for Animal Exports with the specified service and user roles:

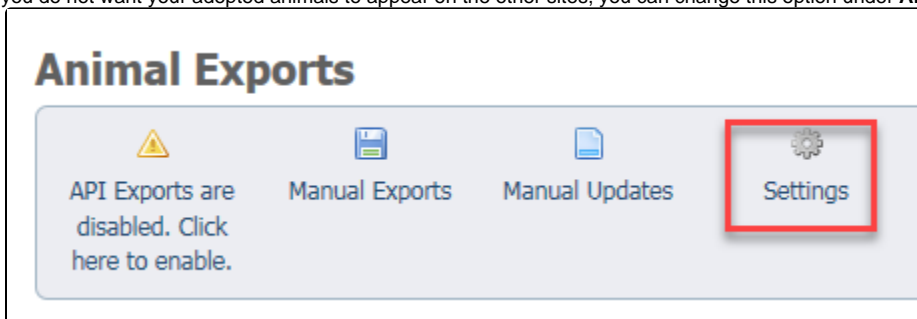
Action	Description	Services	User Roles
View	Able to view the status (enabled/disabled) of animal exports	Data Management Pet Adoption Portal Web Site	Site Admin only
Manage Exports	Able to enable and disable animal exports	Data Management Pet Adoption Portal Web Site	Site Admin only
Manage Export Settings	Able to change the configuration for animal exports	Data Management Pet Adoption Portal Web Site	Site Admin only

Your RescueGroups.org service can export your adoptable animals to our partner adoption sites automatically when you have enabled the exports feature.

Understanding animal exports

The exports feature offered by RescueGroups.org can save your organization time and help you to promote your animals. You can enable or disable this export at any time. There are some things you should know before you enable the exports feature:

- Your animal adoption information comes directly from RescueGroups.org and we will troubleshoot problems and if necessary, contact the partner adoption agency. Therefore, if animals are not displayed correctly on your pet list, contact [RescueGroups.org](https://rescuegroups.org/support) support. Please do not email the adoption website directly.
- By default, RescueGroups.org uploads adopted animal information to the sites that list successes. Currently, only Petfinder lists adopted pets. If you do not want your adopted animals to appear on the other sites, you can change this option under **Animals > Exports > Settings**.



- When RescueGroups.org exports your adoptable animals, all current animals on the other websites will be deleted and will be replaced with the pets from your RescueGroups.org pet list. It's very important that your RescueGroups.org service contains ALL of your pet information, including adopted pets, pictures and videos, otherwise, you risk losing it when updates are enabled.



Safeguard your pet data!

It's extremely important that your RescueGroups.org account database has all of your animal information, pictures, and videos (including adopted pets) before you enable exporting to the adoption listing websites. If not, you could lose your pet information.

Enabling the export feature

To enable the export process:

Go to **Animals > Exports** and click the button **API Exports are disabled. Click here to enable**.

Animal Exports



API Exports are disabled. Click here to enable.



Manual Exports



Manual Updates



Settings

Once you've enabled the automatic exports, you can select the adoption sites to which you want your animal information exported.



To enable exports to Petfinder and Adopt-a-Pet.com, please set up accounts with them directly. These sites are listed as **FTP Exports** on the **Animal Exports** page.

FTP Exports



Adopt-a-Pet.com export is not configured. Please visit this User Guide article for instructions on how to setup an export to the Adopt-a-Pet.com website:

<https://userguide.rescuegroups.org/x/MIBmAQ>




Petfinder export is not configured. Please visit this User Guide article for instructions on how to setup an export to the Petfinder website:


<https://userguide.rescuegroups.org/x/XqB9>

We will request accounts on your behalf for all the other partner adoption sites automatically. All you need to do is to go to **Animals > Exports** and then enable any of the **API Export** partner adoption sites for your animal adoption exports. The red icons with exclamation points are not enabled; the green icons with check marks are enabled. You can change these selections at any time.


Animal Exports




API Exports are enabled. Click here to disable.



Manual Exports




Manual Updates




Settings

Below are the pet adoption websites your RescueGroups.org can update automatically for you:

FTP Exports




Adopt-a-Pet.com export is not configured. Please visit this User Guide article for instructions on how to setup an export to the Adopt-a-Pet.com website:
<https://userguide.rescuegroups.org/x/MIBmAQ>




Petfinder export is not configured. Please visit this User Guide article for instructions on how to setup an export to the Petfinder website:
<https://userguide.rescuegroups.org/x/XqB9>


API Exports



disabled. [Click here to enable.](#)



Adopt A Dog NYC disabled. [Click here to enable.](#)



AIRWAVE enabled. [Click here to disable.](#)

Enabling animal exports video

We've prepared a video for you to help you understand and to enable the animal exports feature. If you would like to view in full screen please visit our YouTube link [HERE](#).

How long will it take to update the API sites?

It can take as long as three hours to update your pet information on the other sites.

After exports are enabled

After we enable your uploads:


- Update and add your animals **only** to your RescueGroups.org service. Do not do manual updates while the exports are turned on or we cannot troubleshoot any issues.
- Verify that your animals are uploaded to the other sites at least twenty-four hours after we enable the updates for the first time.

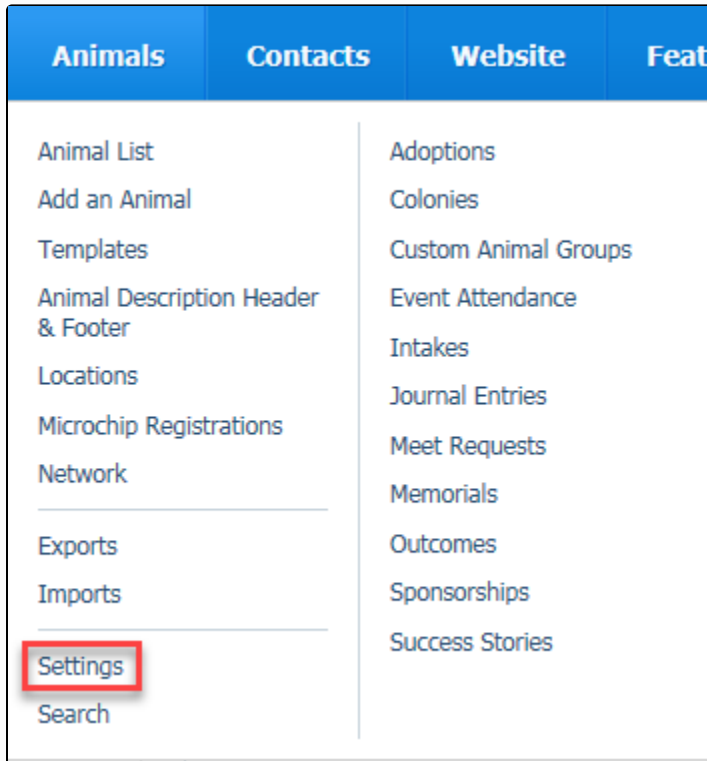
Details about exports/uploads

Some fields are mapped to their closest values on the partner adoption website (like breed, species, etc). The following are changes that are made to your pet data when sent to the adoption listing websites:

- Header/Footer added to the description
- Link to your website (when allowed)
- Link to the animal's web page (when allowed)

- Foster information (if provided and public)
- Adoption application information (if public and the link enabled)

 You can enable and disable the adoption information link for all animals or just for courtesy listings. Go to **Animals > Settings > Website Service Related Settings**.



Disable the Animal detail page Adoption Information link

☐ Yes ☒ No

Disable the Animal detail page Adoption Information link on courtesy animals

☐ Yes ☒ No

Each of the adoption listing websites supports different fields. The following are cases where the data is handled differently:

- Three pictures are sent to Petfinder and four pictures are sent to Adopt-a-Pet.com.
- The **Color** field is sent to Adopt-a-Pet.com.

A link to your homepage as well as to the animal's web page is added to the animal's description (applies to **Website Service** only and only on adoption listing sites that allow the link) and can be disabled in [Animals > Exports > Settings](#)

If the foster's contact information is public, it will be added at the top of the animal's description.

You can control which adoption websites list a specific animal by selecting the appropriate accounts under the **Accounts** section of the animal's information.

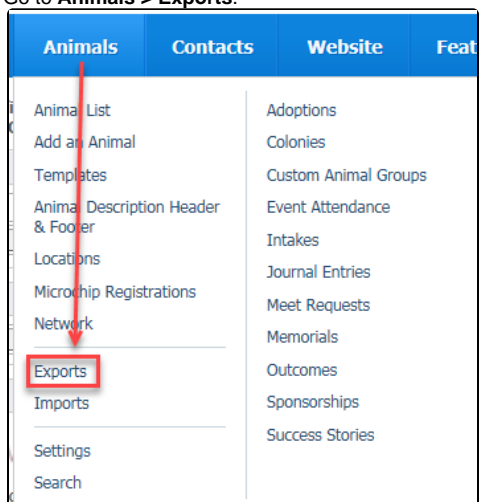
Disabling the animal exports function

We've prepared a video for you to help you understand and to disable the animal exports feature. You can also view the video in fullscreen on our Youtube channel [HERE](#).

You can disable the animal exports function at any time, should you need or want to stop exporting your adoptable animals to a particular or to all national pet adoption websites.

To disable the animal export feature:

1. Go to **Animals > Exports**.



2. Scan the list for those websites with a green checkmark. Those are the sites that are currently enabled. Next to each is a link, **Click to disable**. Click those links for the sites you wish to disable. The green checkmark will change to a red exclamation point once you have disabled that export. If you have disabled one in error, simply click the **Click to enable** link for that site. You have both FTP and API exports.

FTP Exports

- ✔ Adopt-a-Pet.com export for account 70627 is enabled. [Click here to Disable.](#)
- ✔ PetHarbor export is enabled for account 70627. [Click to disable.](#)
- ✔ Dog.com export is enabled for account 70627. [Click to disable.](#)
- ✔ MightyDog.com export is enabled for account 70627. [Click to disable.](#)
- ✔ MarthaStewart.com export is enabled for account 70627. [Click to disable.](#)
- ✔ Petcentric.com export is enabled for account 70627. [Click to disable.](#)
- ❗ PetSmart Charities (PeopleSavingPets.org) export is disabled for account 70627. [Click to enable.](#)

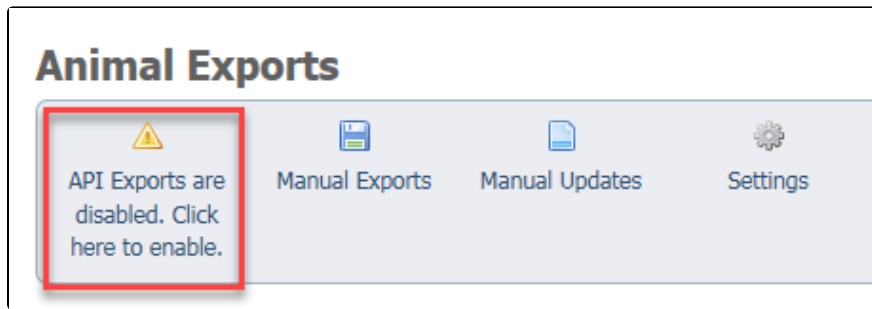
3. You can disable all the API exports singly, as described above, or you can disable all of them. The API exports are listed at the end of the FTP exports list and have the same green checkmark or red exclamation point as the FTP exports do. The link at the end of an entry acts in the same way as well.

API Exports

- ✔ [Adopt A Dog NYC](#) enabled. [Click here to disable.](#)
- ✔ [AIRWAVE](#) enabled. [Click here to disable.](#)
- ✔ [AllPaws](#) enabled. [Click here to disable.](#)

To disable all API exports at once, use the **API Exports are disabled. Click here to enable** button. If your accounts are enabled, this button will

disable all API exports.



Popular Questions

Topics:

- [exports](#)
- [animals](#)
- [animal](#)
- [export](#)

1. 0
votes

How do I export my RescueGroups.org information to Petfinder consistently so I don't have to update both?

- 1 answer
- [Chelsea Davis](#)
- Apr 28, 2024
- [exports](#)
- [imports](#)
- [petfinder](#)
- [temp](#)

2. 0
votes

Linking support for an animal to payment

- 0 answers
- [Andrea Homan](#)
- Apr 24, 2024
- [animals](#)

3. 0
votes

How do I get my listings to automatically feed to Facebook?

- 2 answers
- [Jennifer Myers](#)
- Mar 20, 2024
- [animals](#)
- [website](#)
- [exports](#)
- [facebook](#)
- [iframe](#)

4. 0
votes

Why are photos and other information not updating on Petfinder?

- 1 answer
- [Chris Eddinger](#)
- Mar 25, 2024
- [exports](#)
- [temp](#)

5. 0

votes

How can we embed our available or adopted animal data stored in RescueGroups.org for display on an external website service?

- 4 answers
- [Whiskers & Tails Rescue Foundation](#)
- Sept 21, 2023
- Space: [Website Service Guide](#)
- [website](#)
- [exports](#)
- [animals](#)
- [toolkit](#)

6. 0

votes

Which fields are included in the Chewy export?

- 1 answer
- [Paige Etter](#)
- Mar 09, 2024
- [exports](#)
- [chewy](#)

7. 0

votes

Requests

- 0 answers
- [Anita Lowman](#)
- Feb 19, 2024
- [requests](#)
- [animals](#)

8. 0

votes

My Animal List is empty

- 2 answers
- [Tammy Mullins](#)
- Feb 06, 2024
- [animals](#)

9. 0

votes

Add a mixed breed choice for dogs

- 1 answer
- [Richard \[RG\]](#)
- Feb 27, 2014
- [requests](#)
- [animals](#)
- [breeds](#)
- [exports](#)

10. 0

votes

Change default location to "no"

- 1 answer
- [Alana Woodbury](#)
- Jan 22, 2024
- [animals](#)
- [exports](#)

Have a question about this topic?