


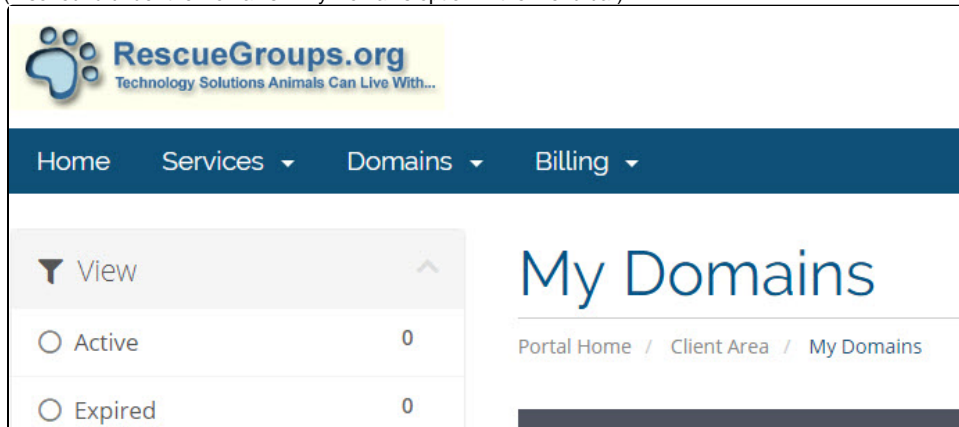
# How to transfer a domain name away from RescueGroups.org Content\_v1

## Transferring a domain name away from RescueGroups.org

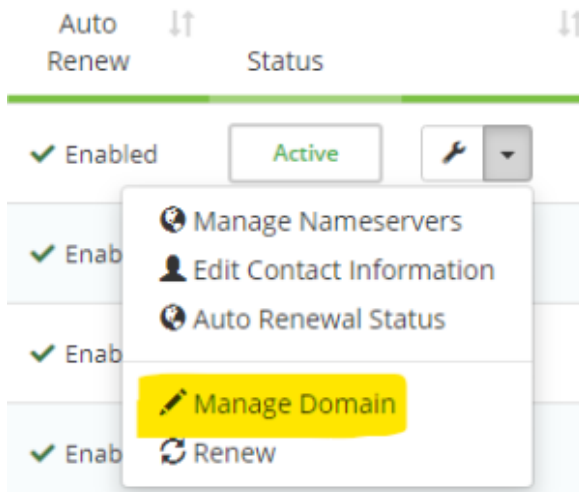
 Please note, only Site Admins have permission to complete this action.

To transfer a domain name away from RescueGroups.org and to another registrar, you'll need to prepare your domain. Follow these instructions:

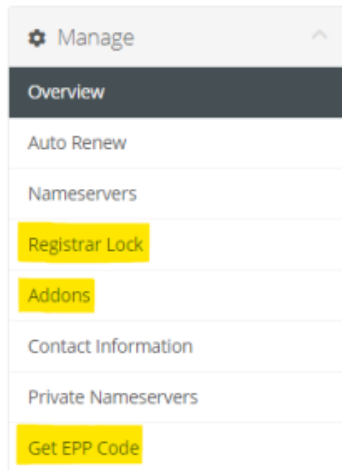
1. Log into your RescueGroups.org account.
2. Go to **Services > Domains**.
3. Click **Manage Domain Registrations**. This should send you to the My Domains page shown below.  
(Also found under the Domains > My Domains option in the menu bar)



4. For the domain name you are transferring away, click the arrow next to the wrench and select **Manage Domain** from the dropdown menu.



5. On the next page, you should see the Manage Domain menu on the left.



From this menu, you'll need to complete the following three steps to prepare your domain for transfer:

- a. Click the **Registrar Lock** tab and click the **Disable Registrar Lock** button. This unlocks the domain name so it can transfer.
  - b. Click the **Addons** tab and click **Disabled** under **ID Protection** (privacy protection).
  - c. Click **Get EPP Code**. The EPP Code is an authorization code your new registrar will need.
6. Contact your new registrar to initiate a domain transfer and communicate the EPP code.



You don't have to transfer a domain name away if you decide to use a different website provider. You can leave the registration with us and just update your DNS entries.