

Deleting an adoption_Content_v1

You can delete an Adoption record in the following ways.


Directly from an Adoption Record:

Open an Adoption record and delete it using the Delete button at the bottom of the record.

Adoption of Chance

« [Adoptions](#)

Animal	Ch
Adopter	Tri
Foster	-
Submitted form	Tri
Date	4/
Lead	Ac
Fee	\$ (
Donation	\$ (
Cost	\$ (
Thank you letter sent	Nc
Status	Su




[Delete](#) [Edit](#)

From an animal's linked Adoption records


Open the animal record with the Adoption you are seeking to delete. From the animal's record, click on the link at the top of the animal record where it says Adoption. Next to the adoption, click the delete icon.



Adoptions of Chewie

« [Animals](#) « [Chewie](#)


Add an Adoption
for this Animal

Current View: Default


Views: [Default](#)  


	Adoption ID
 	32029

From the Adoptions data table



Go to **Animals > Adoptions**, locate the adoption record (use the search icon in the data table on the right), then use the delete icon.







Adoptions

 Add an Adoption

 Adoptions Not Tracked

Current View: Default

Views:  

	<u>Adoption</u>	<u>Animal</u>
 	<u>32029</u>	<u>Chewie</u>
 	<u>79111</u>	<u>Trevor</u>
 	<u>79025</u>	<u>Crystal</u>