

Exporting data to Chewy

RescueGroups.org is the only service that provides adoptable pet data to the [Chewy.com website](https://www.chewy.com).

On this page:

- [Enabling exports to Chewy](#)
 - [Is your RescueGroups.org account active?](#)
 - [Do you have exports enabled?](#)
 - [Have you configured your Exports Settings to share with sites like Chewy.com?](#)
 - [Are individual animal records set to Allow export?](#)

Enabling exports to Chewy



First, be sure that you are signed up on Chewy's website to participate:
<https://www.chewy.com/g/shelter-partners>

Chewy.com displays adoptable animals on their website using our API. As with any API user, your organization has complete control about whether to share your animal data with this particular website. To share data with Chewy, make sure you have confirmed the following in your account:

Is your RescueGroups.org account active?

Log into your RescueGroups.org account to ensure that your organization's account is still active. You can read more about [our policy for inactive accounts](#).

Do you have exports enabled?

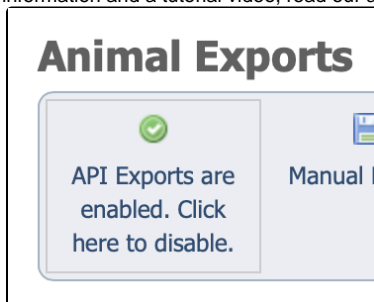
Before Chewy can access your data, you'll want to make sure your account has enabled API Exports in your account, along with the specific Chewy export.



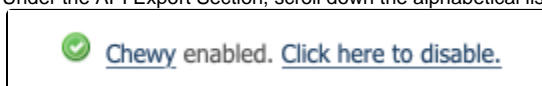
Important

You must have *Site Admin* permissions to modify these settings.

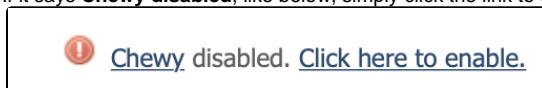
1. Log in to your RescueGroups.org account (Browse to <https://rescuegroups.org> and click the **Login** button at the top of the page).
2. Click **Animals > Exports** from the top menu tabs.
3. Make sure API Exports are enabled. This is completed by clicking the API Export icon under the Animal Exports heading. For more information and a tutorial video, read our article about [enabling exports](#).



4. Under the API Export Section, scroll down the alphabetical list to find the listing for **Chewy**. Make sure it is enabled like below.



If it says **Chewy disabled**, like below, simply click the link to enable it.



Have you configured your Exports Settings to share with sites like Chewy.com?



Important

You must have *Site Admin* permissions to modify these settings.

RescueGroups.org provides you with general export settings to help us understand which exports you want enabled by default. To share with Chewy.com, you'll want to make sure your settings include sharing data with sites that sell animal related products.

1. Log in to your RescueGroups.org account (Browse to <https://rescuegroups.org> and click the **Login** button at the top of the page).
2. Click **Animals > Settings** from the top menu tabs.
3. Click **Exports Settings**.
4. Scroll down to the **Privacy settings** section.
5. Verify that **Yes** is selected for **By default, export to services that sell/promote animal related products (food, toys, treats, etc)**.

By default, export to services that sell/promote animal related products (food, toys, treats, etc)

☒ Yes ☐ No

6. If **Yes** is not selected, click the radio button next to the **Yes** option and then click **Save** at the bottom of the page.

By default, export to services that sell/promote animal related products (food, toys, treats, etc)

☒ Yes ☐ No

Are individual animal records set to Allow export?

Organizations can choose to set the **Allow export** field to **Yes** or **No** for each animal record, and our system only exports animals set to Yes. You can find this field at the bottom of each animal record. Make sure you have this field set to **Yes** to share this animal data with exports.

Allow export

☐ No ☒ Yes

Popular Questions

Topics:

- [exports](#)

1. 0
votes

How do I get my listings to automatically feed to Facebook?

- 2 answers
- [Jennifer Myers](#)
- Mar 20, 2024
- [animals](#)
- [website](#)
- [exports](#)
- [facebook](#)
- [iframe](#)

2. 0
votes

Why are photos and other information not updating on Petfinder?

- 1 answer
- [Chris Eddinger](#)
- Mar 25, 2024
- [exports](#)
- [temp](#)

3. 0
votes

How can we embed our available or adopted animal data stored in RescueGroups.org for display on an external website service?

- 4 answers
- [Whiskers & Tails Rescue Foundation](#)
- Sept 21, 2023
- Space: [Website Service Guide](#)
- [website](#)
- [exports](#)

- [animals](#)
- [toolkit](#)

4. 0
votes

Which fields are included in the Chewy export?

- 1 answer
- [Paige Etter](#)
- Mar 09, 2024
- [exports](#)
- [chewy](#)

5. 0
votes

Add a mixed breed choice for dogs

- 1 answer
- [Richard \[RG\]](#)
- Feb 27, 2014
- [requests](#)
- [animals](#)
- [breeds](#)
- [exports](#)

6. 0
votes

Change default location to "no"

- 1 answer
- [Alana Woodbury](#)
- Jan 22, 2024
- [animals](#)
- [exports](#)

7. 0
votes

another rescue is dissolving and they want to send some of their approved applicants to us. Is there a way for them to export their applications from Rescue groups and for us to import those applications to our database

- 1 answer
- [Julie Rogers](#)
- Jan 07, 2024
- [website](#)
- [onlineforms](#)
- [exports](#)

8. 0
votes
status

Can we increase the information exported to Adopt-A-Pet to include relationships?

- 1 answer
- [Michelle Caylor](#)
- Dec 08, 2023
- [animals](#)
- [exports](#)

9. 0
votes

Can we increase the information exported to Petfinder from RescueGroups.org?

- 1 answer
- [Alana Woodbury](#)
- Dec 05, 2023
- [exports](#)
- [animals](#)

10. 0
votes

Export and re-import data to make mass updates easier

- 1 answer
- [Richard \[RG\]](#)
- Feb 27, 2014
- [animals](#)
- [exports](#)
- [import](#)
- [requests](#)

Have a question about this topic?