

About animal sponsorships

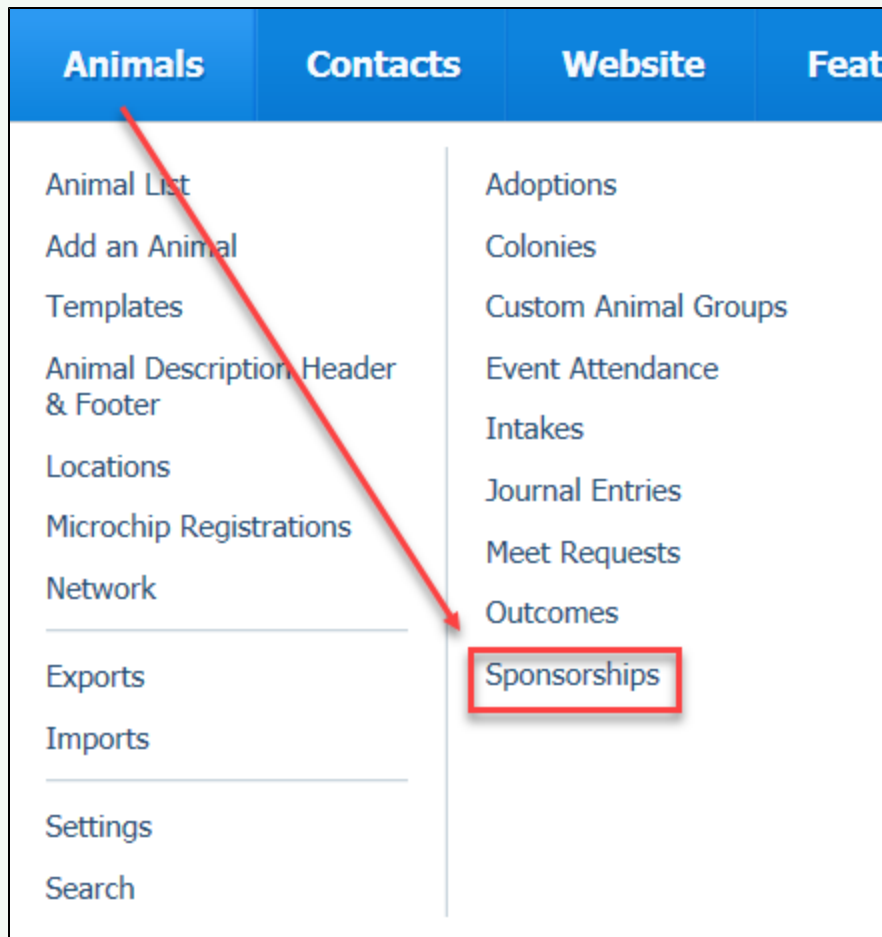
⚠ Requires Website Service

Please note the Animal Sponsorships are only available to those organizations using our Website Service or Data Management Service. The Data Management Service has limited features to track Sponsorships but does not provide additional statuses or website sharing options.

The **Animal Sponsorships** feature is a great way to raise funds to help support an animal. Visitors to your website can choose to send a donation earmarked for that specific animal, either one time, or as a recurring donation. Once you enable and configure this feature, visitors who view an animal with a sponsorship request will see a link to donate for that animal.

✅ Where do I find it?

Animal Sponsorships are available from [Animals > Sponsorships](#).



On this page:

- [Enabling the animal sponsorships feature](#)
- [Entering sponsorships](#)

The following actions are available for Animal Sponsorships with the specified service and user roles:

Action	Description	Services	User Roles
View	Able to view animal sponsorships	Data Management Web Site	Animal Admin

Add	Able to add an animal sponsorship	Data Management Web Site	Animal Admin
Edit	Able to edit an existing animal sponsorship	Data Management Web Site	Animal Admin
Manage Sponsorship Settings	Able to change settings related to animal sponsorships	Data Management Web Site	Site Admin

To use the **Animal Sponsorship** feature, you must first enable its use for your account.

Enabling the animal sponsorships feature

To enable the ability to request sponsorships, go to **Animals > Sponsorships > Settings**. Tick the radio button to enable sponsorships.

Animal Sponsorships Settings

[« Sponsorships](#) | [Settings & Options](#)

Animal Sponsorships Disabled Enabled

Use the following for each animals' "Sponsor this Pet" link Your site's "Sponsorship Information" page ▼

Set Sponsorship Amount 1 \$

Set Sponsorship Amount 2 \$

Set Sponsorship Amount 3 \$

Set Sponsorship Amount 4 \$


Allow users to enter their own sponsorship amounts No Yes

Minimum for custom sponsorship amounts \$

Allow recurring sponsorships No Yes

Which animal statuses are sponsorable?


- Available for Adoption
- Adopted
- Available for Sponsorship

 Use the sponsorship feature to enter sponsorships manually.

Entering sponsorships

To add a sponsorship, from **Animals > Sponsorships**, click the Add a Sponsorship button at the top of the page. The resulting page allows you to record sponsorships for your records.


Animal Sponsor




Add a
Sponsorship

The following fields are available for you to enter sponsorships. A red asterisk denotes required fields.

Add a Sponsorship

[« Animal Sponsorships](#)

Animal * 

Sponsor *  

Type *

Purpose *

Purpose Details

Amount * \$



Sponsorship amount is required, so if there was sponsorship amount enter "0.00" as the amount.

Start Date *  

End Date *  

Comments

Add Another

Field	Description
Animal	Use the drop-down list to select the sponsorable animal for which the donation was made. If the animal is not in this list, you can add an animal by clicking the green plus icon  to the right of the field. This is a required field.
Sponsor	Use the drop-down list of your contacts to select the contact who donated to sponsor this animal. This is a required field. If your sponsor is not in the Contacts list, you can add a contact by clicking the green plus icon  to the right of the field.
Type	Select either one-time or recurring sponsorship from the drop-down list. This is a required field.

Purpose	Select from four listed purpose types for this donation. This is a required field. <div style="display: flex; align-items: center;"> <div style="margin-right: 20px;"> <p>Purpose *</p> <p>Purpose Details</p> <p>Amount *</p> </div> <div style="border: 1px solid black; padding: 5px;"> <p>Select a Purpose</p> <p>Sponsorship/Donation</p> <p>Gift to someone</p> <p>Memorial as a gift someone else</p> <p>Memorial</p> </div> </div> <p>Sponsorship amount is required, so if there was sponsorship amount enter "0.00" as the amount.</p>
Purpose Details	Add a comment about the purpose, if needed.
Amount	This is a required field. Enter the amount donated.
Start Date	If the donation is a recurring donation, enter the date that it starts, using the calendar icons to either select a date or select today. This is a required field. If it is a one-time donation, enter the date the donation was received.
End Date	If the donation is a recurring donation, enter the date that it ends, using the calendar icons to either select a date or select today. This is a required field. If it is a one-time donation, enter the date the donation was received.
Comments	Add any comments about this sponsorship.

Select **Save Sponsorship** or click **Add Another** and then save.

Popular Questions

[animalsponsorship](#) [animal](#)

Can you list success stories via API?

1 answer • Berta Roebuck • Aug 16, 2022 • Space: [API Developers Guide](#)

[animalsadoptions](#)

Can we deactivate custom animal groups?

2 answers • Jean M. Galloway • Aug 09, 2022

[animals](#)

In import files, what is the appropriate file name for pictures?

2 answers • C Marie Steele • Jul 21, 2022

[animalsimport](#) [pictures](#)

Is adopted date required field?

1 answer • Michele Stepp • Jul 12, 2022 • Space: [Data Management Guide](#)

[animalstep](#)

How do I remove automatic verbiage from Petfinder exports?

1 answer • Jessica • Nov 08, 2018

[petfinderanimalswebsiteexports](#)

How change a PDF contract after implementation?

1 answer • Susan Stillman • Jun 07, 2022

[animalspdfcontractanimal](#)

show all the thumbnails on the animal details page?

1 answer • Trish Roque • Jun 06, 2022

[websiteanimals](#)

Can we increase video popup size?

1 answer • Trish Roque • Jun 06, 2022

votes
websites animals

Doesn't RescueGroups.org collect information from Petfinder and Adopt-a-Pet and kept our animals updated?

1 answer • Karen Thomas [RG] • May 31, 2022

votes
animals exports

How can I add Ferrets to the species dropdown when adding an animal?

3 answers • Louis Goldstein • May 04, 2022 • Space: Getting Started with RescueGroups.org

votes
animals

Have a question about this topic?